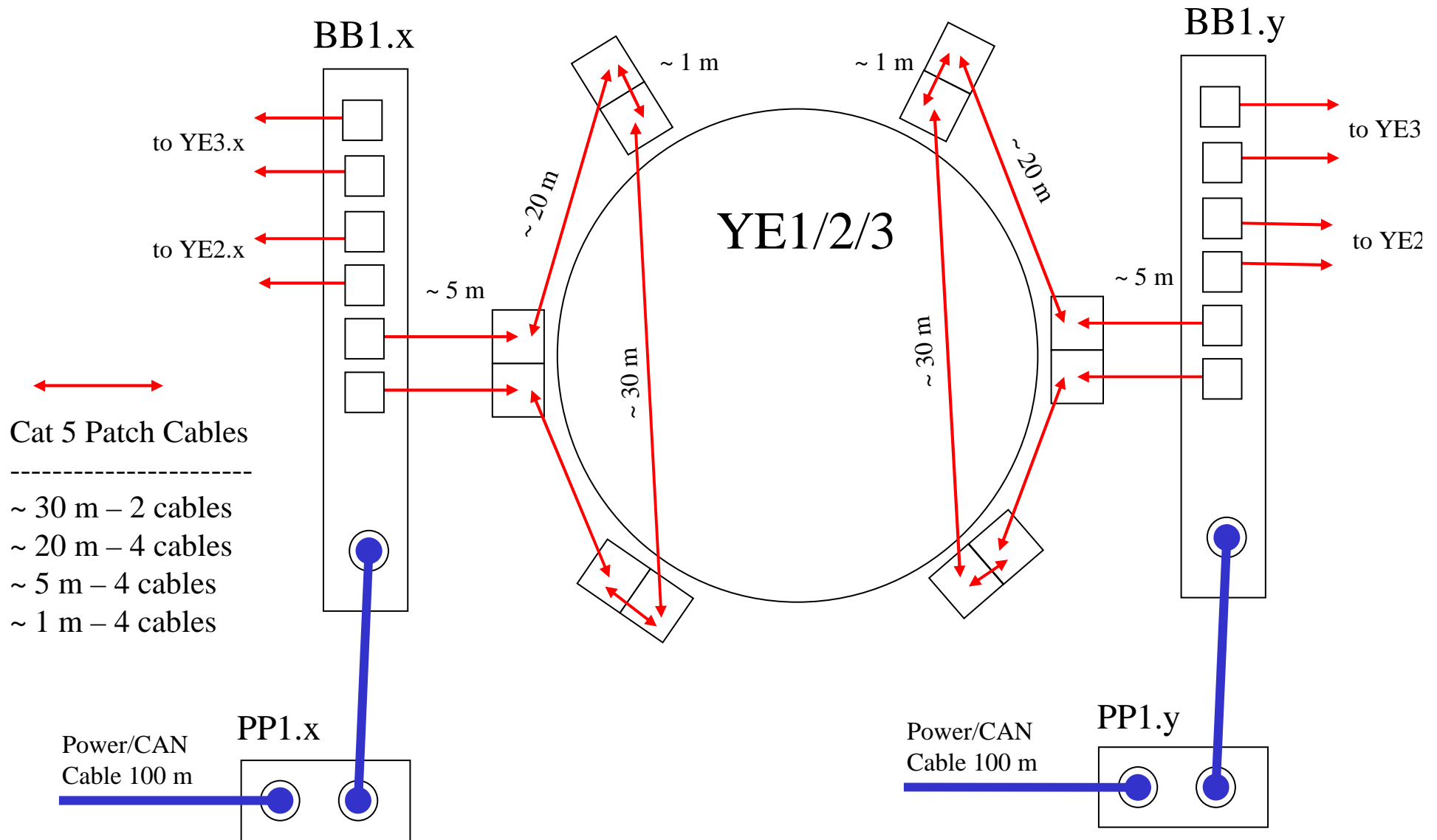
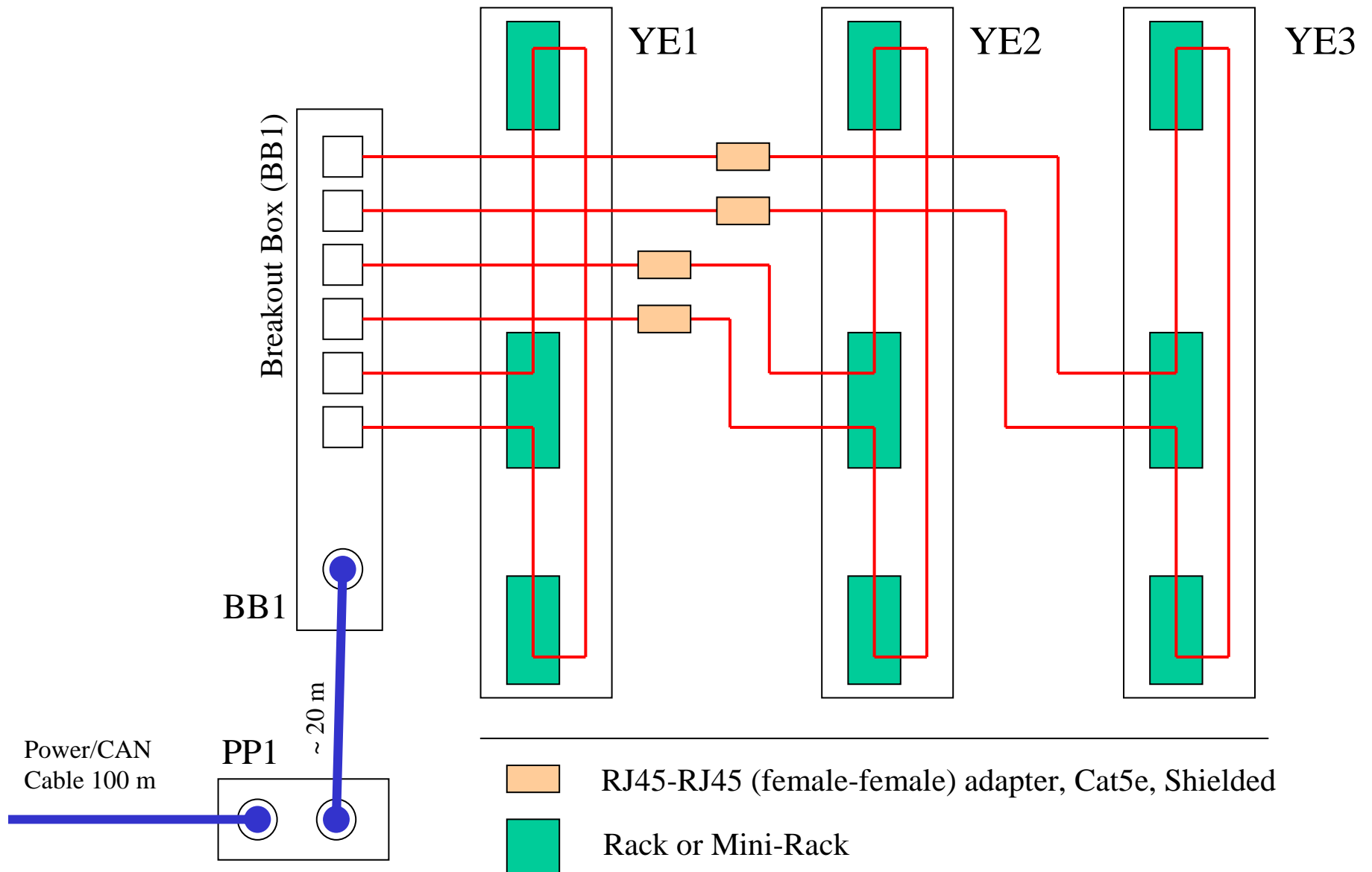


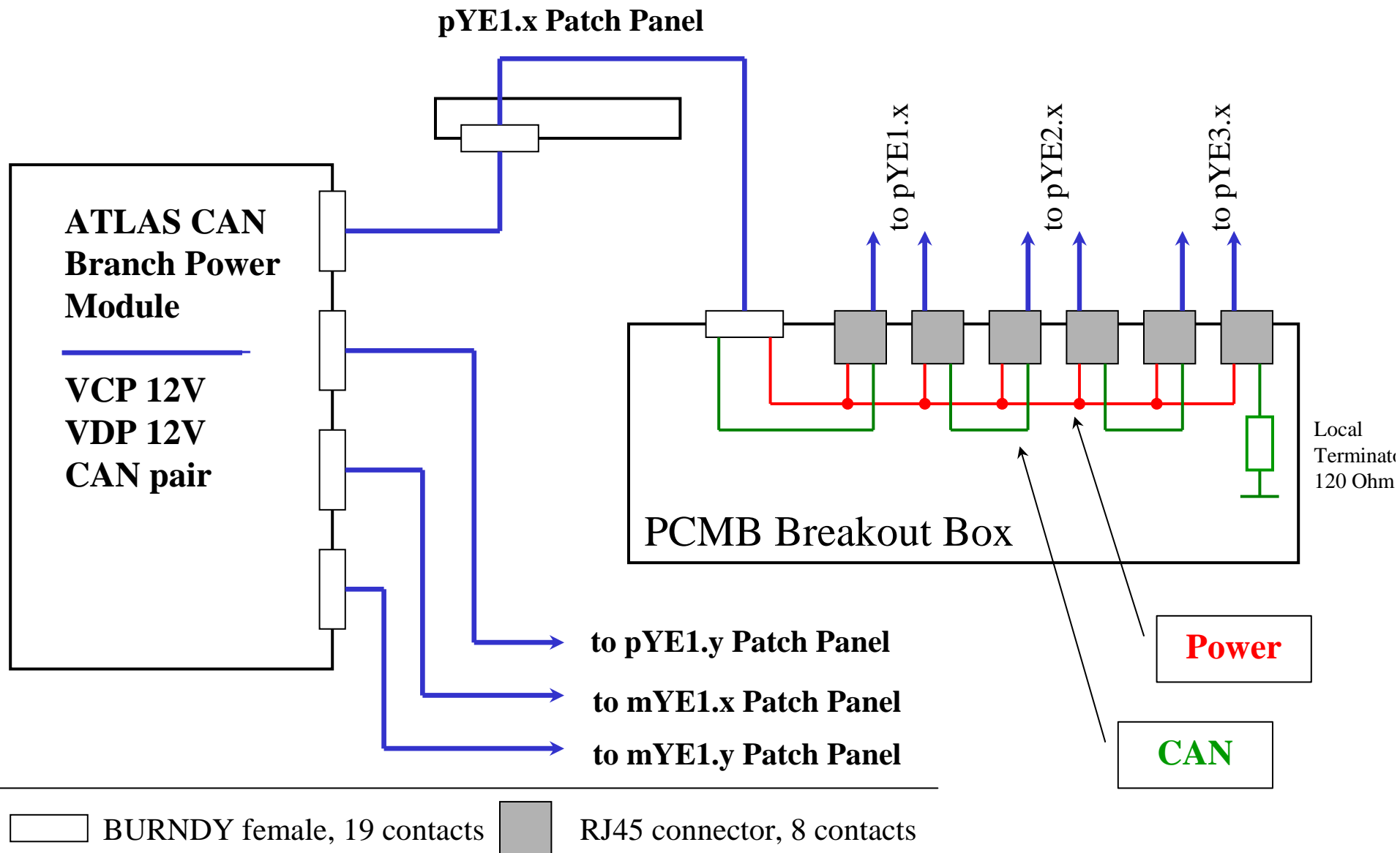
PCMB Power/CAN Distribution for YE1/2/3



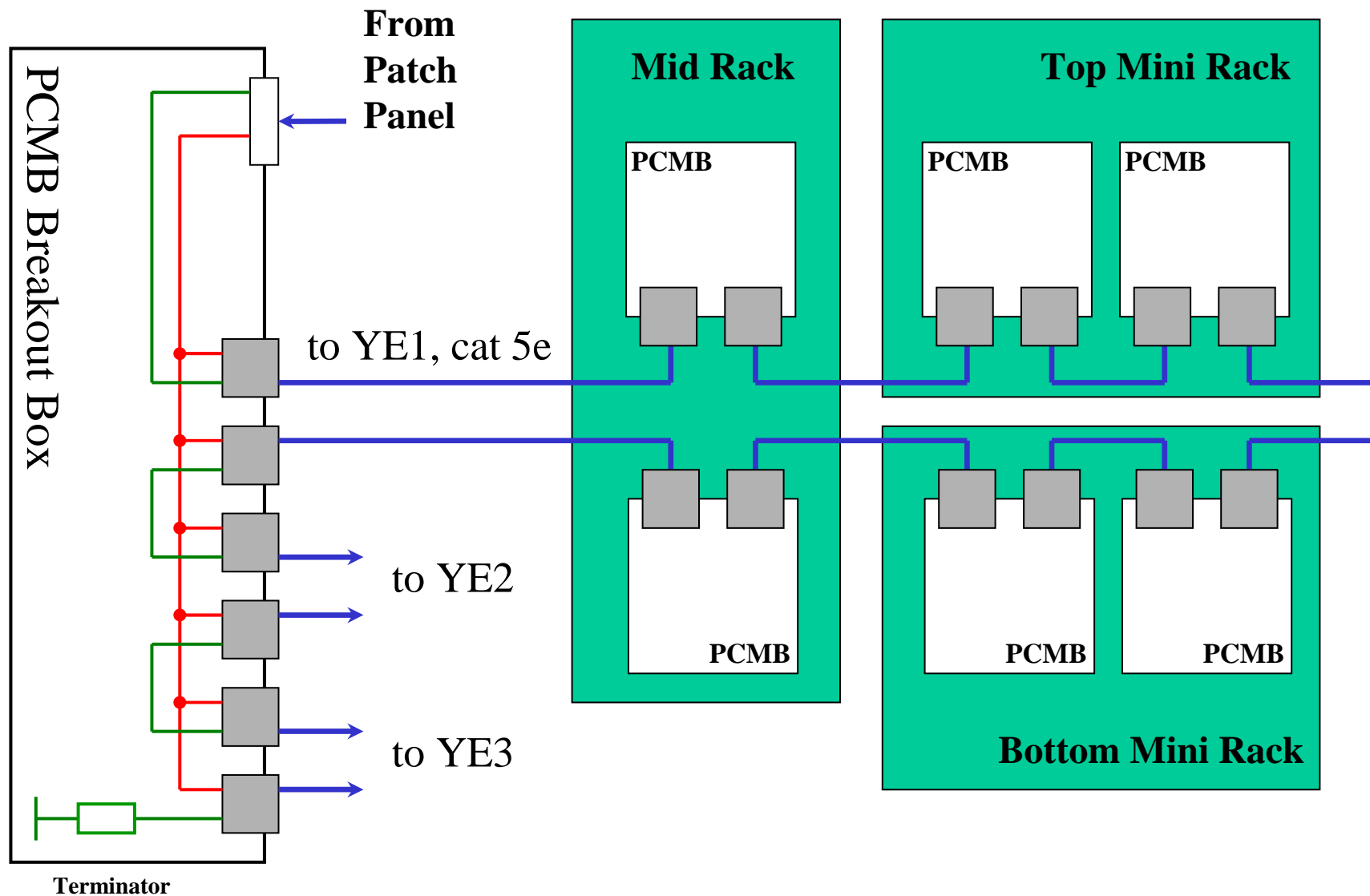
PCMB Power/CAN Distribution for YE1/2/3 (one side)



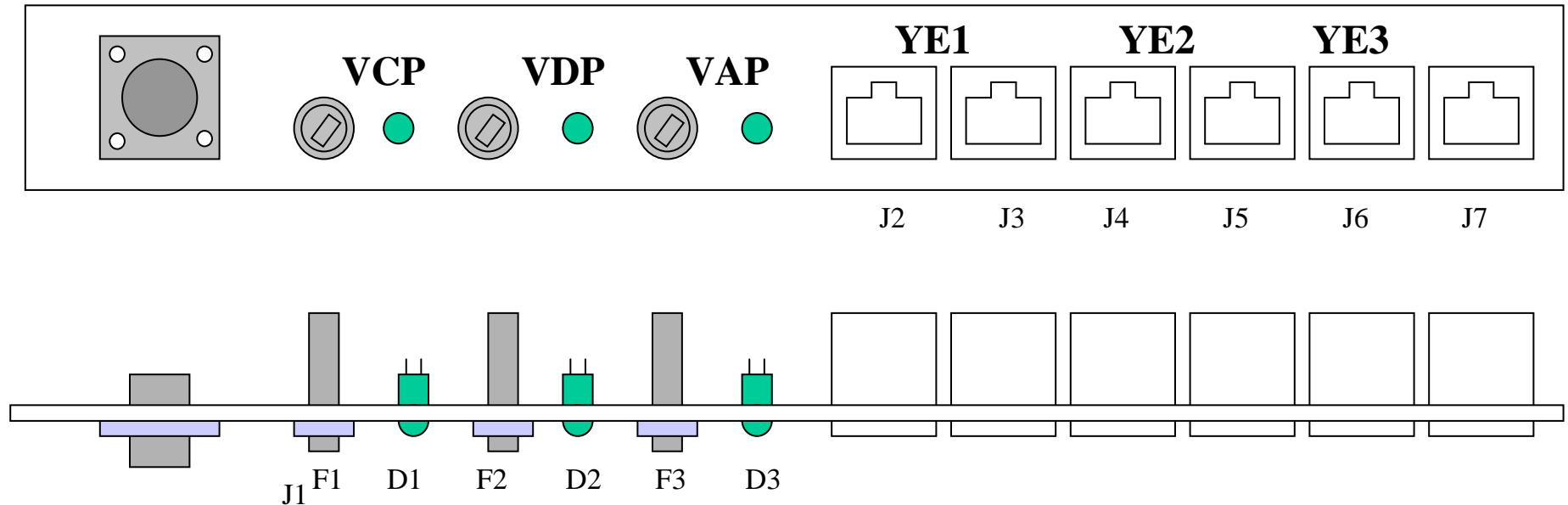
PCMB Power/CAN Distribution, Power Supply - Breakout Box



PCMB Power/CAN Distribution, Breakout Box - PCMBs



Breakout Box, Front Panel (1U height, not in scale)



J1 – BURNDY 19 pins, SCEM 09.31.05.452.7

F1, F2, F3 – FUSE HOLDERS for 5x 20 mm fuses, SCEM 06.73.01.105.3

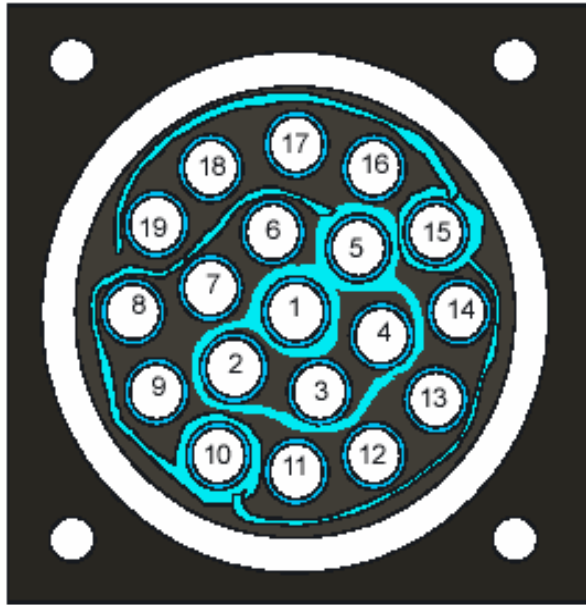
- FUSES 5x20 mm, rapid 1A, SCEM 06.73.51.148.7

D1, D2, D3 – GREEN LEDS dia 5 mm, SCEM 08.51.72.315.6

- CLIPS FOR DIODES 5 mm, SCEM 08.51.72.530.1

J2 – J7 – KEYSTONE RJ45 JACK, type: 110 connect

BURNDY Connector Pinout for 19-Wire Cable



BURNDY 19 pins male

SCEM 09.31.05.452.7

BURNDY 19 pins female

SCEM 09.31.05.452.7

Draka Multimedia Cable

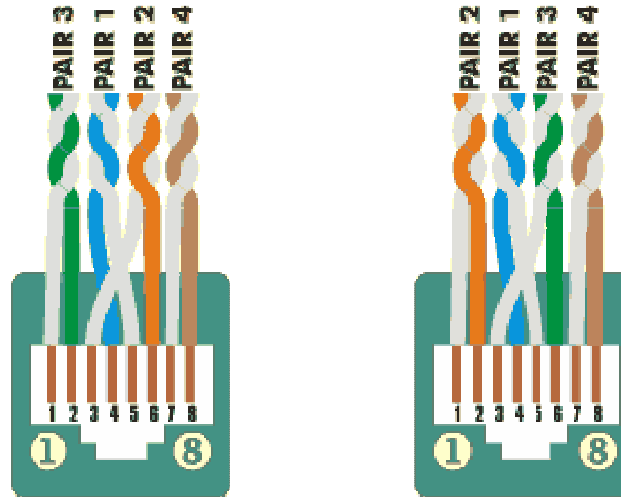
- 1x2x1.0 mm² CANBus 120 Ohm &

8x2x1.0 mm²

SCEM 04.21.60.491.2

Pin No	Signal	Wire No/Color	Description
1	VCP	9 RED	12V - CAN Power
2	VCP	8 RED	12V - CAN Power
3	VCP	7 RED	12V - CAN Power
4	VCG	9 WHITE	Ground - CAN Power
5	VCG	8 WHITE	Ground - CAN Power
6	VCG	7 WHITE	Ground - CAN Power
7	VDP	6 ORANGE	12V - Analog/Digital Power
8	VDP	5 ORANGE	12V - Analog/Digital Power
9	VDP	4 ORANGE	12V - Analog/Digital Power
10	VDP	3 ORANGE	12V - Analog/Digital Power
11	VDG	6 WHITE	Gnd - Analog/Digital Power
12	VDG	5 WHITE	Gnd - Analog/Digital Power
13	VDG	4 WHITE	Gnd - Analog/Digital Power
14	VDG	3 WHITE	Gnd - Analog/Digital Power
15	VDP	2 ORANGE	12V - Analog/Digital Power
16	VDG	2 WHITE	Gnd - Analog/Digital Power
17	CAN_H	1 WHITE	CAN Bus Line
18	CAN_L	1 BLUE	CAN Bus Line
19	SHIELD	NON INSUL	Outer Shielding

RJ45 Pinout for 4-Pair Cat5e Cable



Pin No	Signal	T568A Wire Color	T568B Wire Color	Description
1	CAN_H	3 - WHITE - GREEN	2 - WHITE - ORANGE	CAN Bus Line
2	CAN_L	3 - GREEN	2 - ORANGE	CAN Bus Line
3	DGND	2 - WHITE - ORANGE	3 - WHITE - GREEN	Ground - Digital Power
4	VDP	1 - BLUE	1 - BLUE	12V - Digital Power
5	VAP	1 - WHITE - BLUE	1 - WHITE - BLUE	12V - Analog Power
6	AGND	2 - ORANGE	3 - GREEN	Ground - Analog Power
7	CGND	4 - WHITE - BROWN	4 - WHITE - BROWN	Ground - CAN Power
8	VCP	4 - BROWN	4 - BROWN	12V - CAN Power